



stm goods - smarter than most™.



DUX

designed for Surface



DUX SHELL

the **smarter** case - for Surface Pro



Best-in-class protection

The Dux Shell is a sleek and rugged case designed to fit and protect the Surface Pro 7, complement the Type Cover and Surface Pen while also fitting previous versions (Microsoft Surface Pro 4,5,6). Our unique, transparent back panel allows the pristine beauty of your device to shine through. Slim and lightweight, yet super protective, the Dux Shell has been tested to meet or exceed U.S. Department of Defense 810G drop tests standards.

Smarter Features

- » Mil-Spec Approved – tested to meet or exceed U.S. Dept. of Defense Standard 810G protocols (26 drops from 4 feet)
- » Infinity Hinge accommodates a full 180-degree range of angles for typing, drawing, and viewing
- » Portrait/horizontal viewing option with maximum stability
- » Integrated pen storage discreetly secures the instrument to the case while making it easily accessible
- » Transparent case provides the ability to customise with photos or ID tag, or simply let your device shine through
- » Unobstructed access to all ports and buttons
- » Seamless Type Cover compatibility
- » Strong and flexible bumper makes device installation/removal easy with no tools

DESIGNED FOR

Surface Pro 7
backwards compatible with
Surface Pro 4,5,6

DIMENSIONS

26.7 x 18.1 x 2.0 cm
10.5 x 7.1 x 0.8 in

WEIGHT

0.248 kg | 0.55 lb

COLOURWAY

SKUS

■ black

STM-222-260L-01

MATERIALS

100% TPU | polycarbonate back



DUX SHELL

the **smarter** case - for the new Surface Pro X




Best-in-class protection

The Dux Shell is a sleek and rugged case designed to protect your Microsoft Surface. Our unique, transparent back panel allows the pristine beauty of your device to shine through. Slim and lightweight, yet super protective.

Smarter Features: TBA and subject to change

- » Mil-Spec Approved – tested to meet or exceed U.S. Dept. of Defense Standard 810G protocols (26 drops from 4 feet)
- » Infinity Hinge accommodates a full 180-degree range of angles for typing, drawing, and viewing
- » Portrait/horizontal viewing option with maximum stability
- » Transparent case provides the ability to customise with photos or ID tag, or simply let your device shine through
- » Unobstructed access to all ports and buttons
- » Seamless Type Cover compatibility
- » Strong and flexible bumper makes device installation/removal easy with no tools

DESIGNED FOR	Surface Pro X
DIMENSIONS	30 x 21.5 x 1.9 cm 11.8 x 8.5 x 0.75 in
WEIGHT	0.248 kg 0.55 lb
COLOURWAY	SKUS
 black	STM-222-261L-01
MATERIALS	100% TPU polycarbonate back



DUX

the **smarter** case - for Surface



First-in-class protection

The dux is a sleek and rugged case designed to work with the Type Cover and Surface Pen while protecting your new Microsoft Surface Pro. Tested to meet or exceed U.S. Department of Defense Standard 810G drop tests. Unique, transparent back panel allows your pristine device to shine through. Slim and lightweight, yet super protective.

Smarter Features

- » Meets or exceeds US Mil-Spec 810G drop test (26 drops from 4 feet) for the most accident prone Infinity Stand™ accommodates nearly unlimited viewing angles for typing and drawing
- » Surface Pen storage allows magnetic connection for quick access while working, and rear storage discreetly secures the Surface Pen for travel
- » Transparent back panel to customise your case with photos, asset tag for schools and businesses, or allow your pristine Surface to shine through
- » Access to all ports and buttons
- » Textured bumper prevents sliding
- » Simple device installation/removal with no tools



DESIGNED FOR	Surface Pro/Pro 4/Pro 6	Surface 3
DIMENSIONS	29.2 x 20.1 x 0.8 cm 11.5 x 7.9 x 0.3 in	18.7 x 26.7 x 0.8 cm 7.3 x 10.5 x 0.3 in
WEIGHT	0.3 kg 0.7 lbs	0.3 kg 0.7 lbs
COLOURWAY	SKUS	SKUS
 black	STM-222-202L-01	STM-222-103J-01
MATERIALS	100% TPU polycarbonate back	



DUX

the **smarter** case - for Surface Go



Best-in-class protection

The Dux is a sleek and rugged case designed to complement the Type Cover and Surface Pen while protecting your Microsoft Surface Go. Our unique, transparent back panel allows the pristine beauty of your device to shine through. Slim and lightweight, yet super protective, the Dux has been tested to meet or exceed U.S. Department of Defense 810G drop tests standards.

Smarter Features

- » Mil-Spec Approved – tested to meet or exceed U.S. Dept. of Defense Standard 810G protocols (26 drops from 4 feet)
- » Infinity Hinge accommodates a full 180-degree range of angles for typing, drawing, and viewing
- » Portrait/horizontal viewing option with maximum stability
- » Integrated pen storage discreetly secures the instrument to the case while making it easily accessible
- » Transparent case provides the ability to customise with photos or ID tag, or simply let your device shine through
- » Unobstructed access to all ports and buttons
- » Seamless Type Cover compatibility
- » Strong and flexible bumper makes device installation/removal easy with no tools




DIMENSIONS

26.7 x 18.1 x 2.0 cm
10.5 x 7.1 x 0.8 in

WEIGHT

0.248 kg | 0.55 lb

COLOURWAY

 black

SKUS

STM-222-194J-01

MATERIALS

100% TPU | polycarbonate back




Designed for Surface Laptop

The dux is a sleek and rugged case designed to work with the Surface Pen while protecting your new Microsoft Surface Laptop. Unique, transparent back panel allows your pristine device to shine through. Slim and lightweight, yet super protective.

Smarter Features

- » Transparent cover to customise your Surface Laptop or allow it to shine through
- » Custom fit for either fabric or metal keyboard
- » Textured rubber feet prevent your laptop from sliding on smooth surfaces
- » Ergonomic and form fitting design for a comfortable carry
- » Optional Surface Pen storage (holder can be easily removed)
- » Tether point allows Surface Pen to be attached to the case for additional security
- » Open hinge allows your Surface Laptop to breathe and cool itself freely
- » Simple installation with TPU clip-on design
- » 13.5" size is backward compatible to Surface Laptop 2

DESIGNED FOR	Surface Laptop 2, 3 (13.5")	Surface Laptop 3 (15")
DIMENSIONS	31.6 x 23.1 x 1.57 cm 12.45 x 9.09 x 0.62 in	34.9 x 25.4 x 1.55 cm 13.75 x 10 x 0.61 in
+ PEN WIDTH	1.0 cm .4 in	1.0 cm .4 in
WEIGHT	0.3 kg 0.6 lbs	0.4 kg 0.8 lbs
COLOURWAY	SKUS	SKUS
 black	STM-122-262M-01	STM-122-262P-01
MATERIALS	TPU polycarbonate back	